

# **Understanding alopecia areata: Current perspectives and emerging therapies for a complex disease**

# Disclaimer

- Unapproved products or unapproved uses of approved products may be discussed by the faculty; these situations may reflect the approval status in one or more jurisdictions
- The presenting faculty have been advised by USF Health and touchIME to ensure that they disclose any such references made to unlabelled or unapproved use
- No endorsement by USF Health and touchIME of any unapproved products or unapproved uses is either made or implied by mention of these products or uses in USF Health and touchIME activities
- USF Health and touchIME accept no responsibility for errors or omissions



## A conversation between:



Dr Anna Waśkiel-Burnat  
Medical University of Warsaw  
Warsaw, Poland



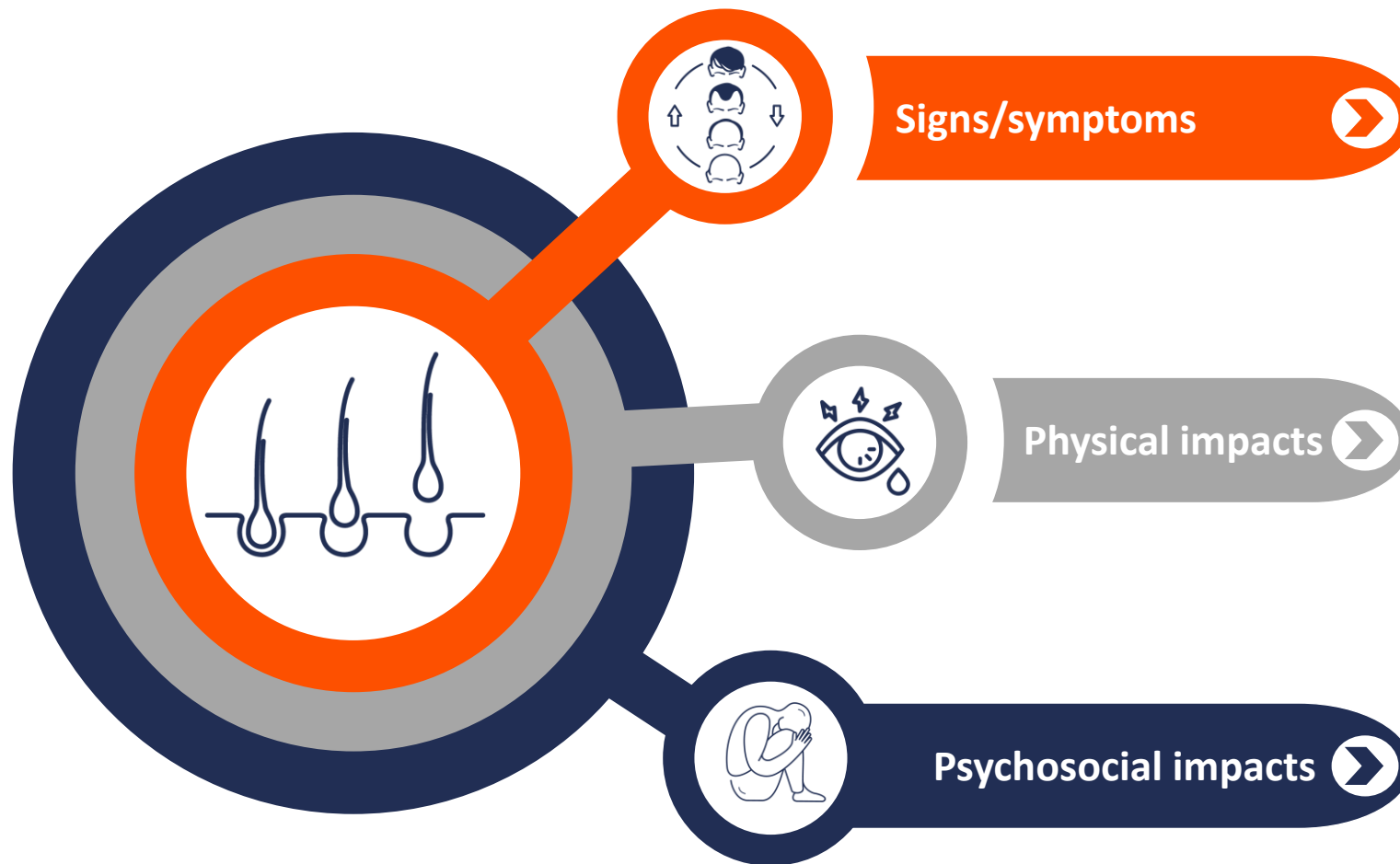
Dr Maryanne Senna  
Beth Israel Lahey Health  
Burlington, MA, USA

# Alopecia areata: Clinical features, risk factors and disease burden

Dr Anna Waśkiel-Burnat  
Medical University of Warsaw  
Warsaw, Poland



# Alopecia areata severity: A multidimensional construct<sup>1,2</sup>



## Hair loss

- Extent
- Location
- Duration
- Pattern

## Other

- Nails
  - Pitting
  - Trachyonychia
- Eye irritation
- Nasal irritation
- Sunburn risk
- Thermoregulation
- Autoimmune comorbidities
- Treatment burden
- Perceived/actual stigmatization
- Relationships
- Emotional state
- Psychological state
- Lifestyle and social functioning

A patient's perception of their alopecia areata and additional impacts such as eye irritation or eyebrow loss are consistently predictive of QoL<sup>3</sup>

QoL, quality of life.

1. King BA, et al. *Dermatol Ther (Heidelb)*. 2022;12:825–34; 2. Aldhouse, NVJ, et al. *J Patient Rep Outcomes*. 2020;4:76; 3. Senna M, et al. *J Invest Dermatol*. 2022:doi.org/10.1016/j.jid.2022.02.019.

# Exploring the pathophysiology of alopecia areata: The role of the immune system and Janus kinase signalling pathways

Dr Anna Waśkiel-Burnat  
Medical University of Warsaw  
Warsaw, Poland



# Immune privilege<sup>1-3</sup>

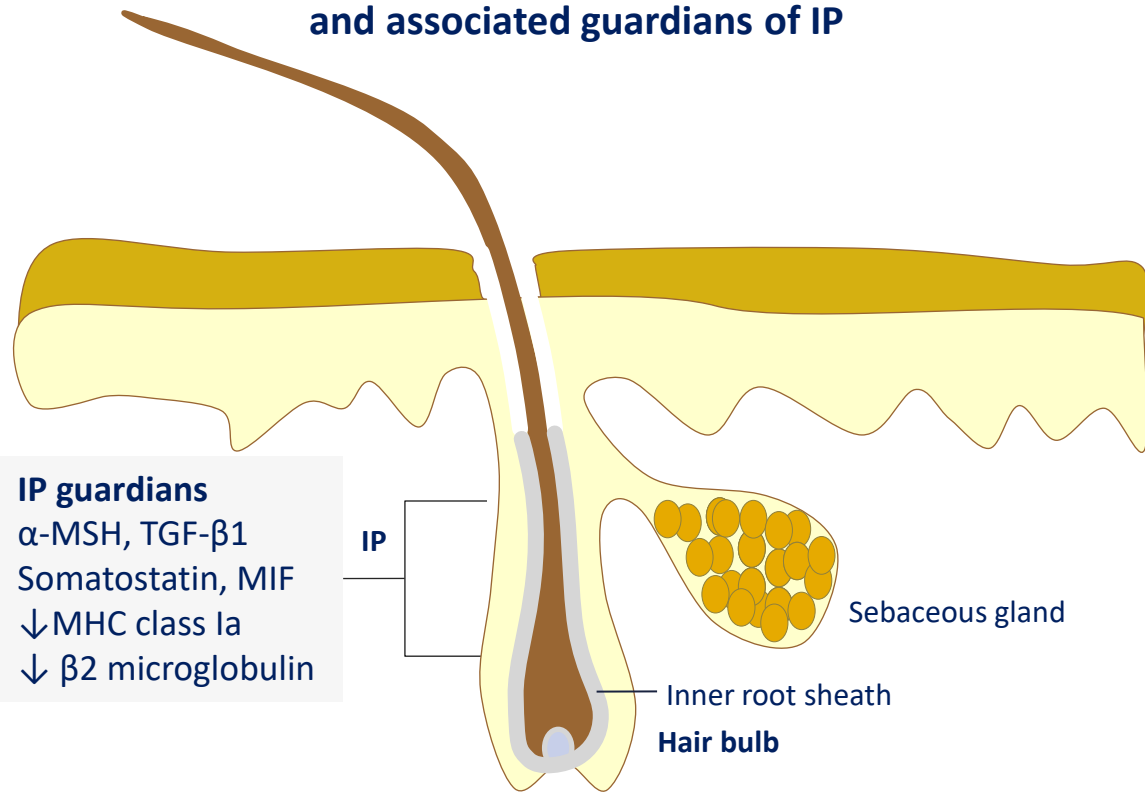


**Immune privileged organs include:**  
the eye, the central nervous system,  
the testes and the hair follicle

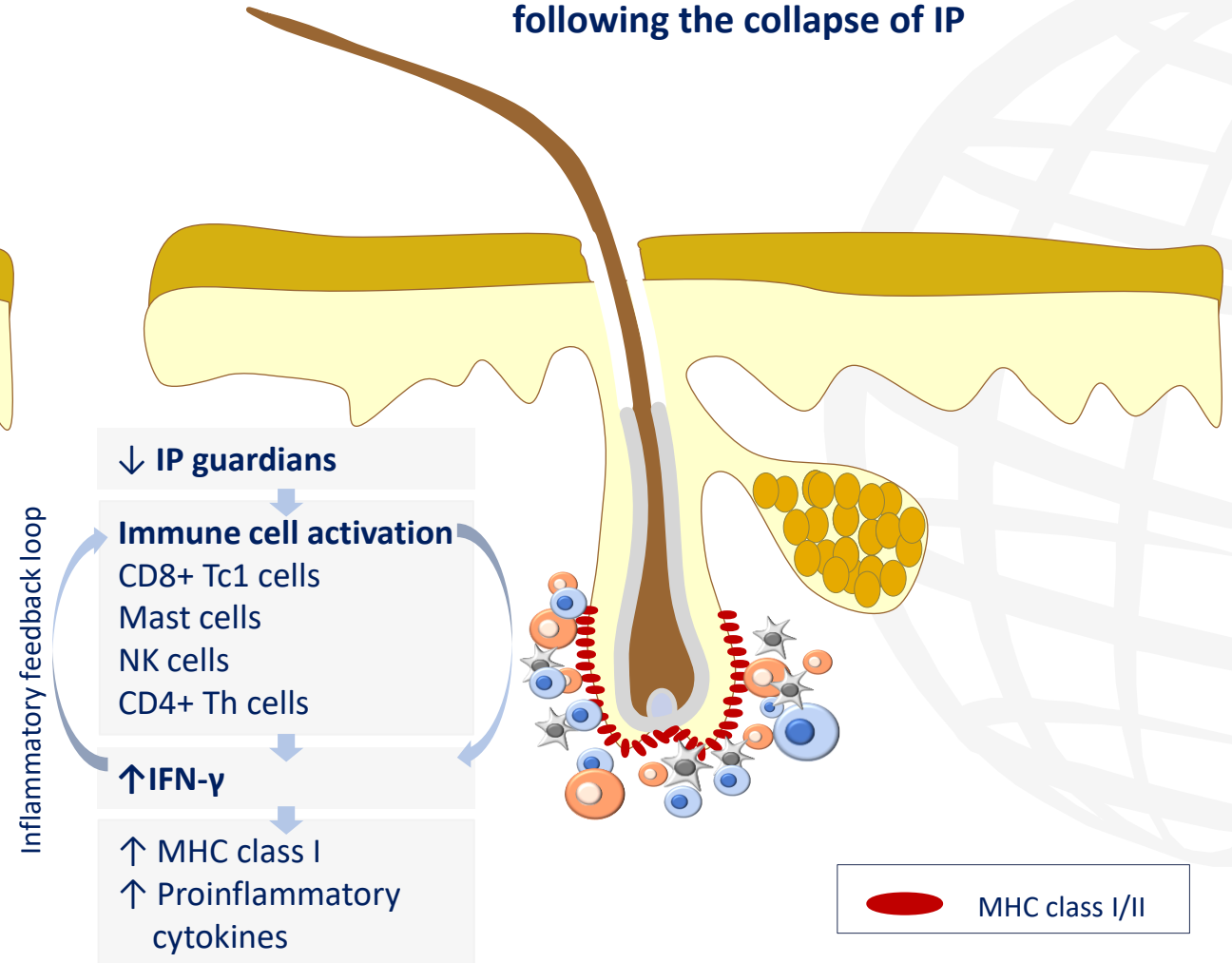
- Immune privilege is a term that is applied to certain organs that are able to tolerate the introduction of antigens without eliciting an inflammatory response and being attacked by the immune system
- Immune privilege is attributed to a range of mechanisms including:
  - Low expression of MHC molecules
  - Local production of immunosuppressive cytokines such as TGF- $\beta$ 1

# Comparison of a healthy versus an inflamed hair follicle<sup>1,2</sup>

Healthy hair follicle  
and associated guardians of IP



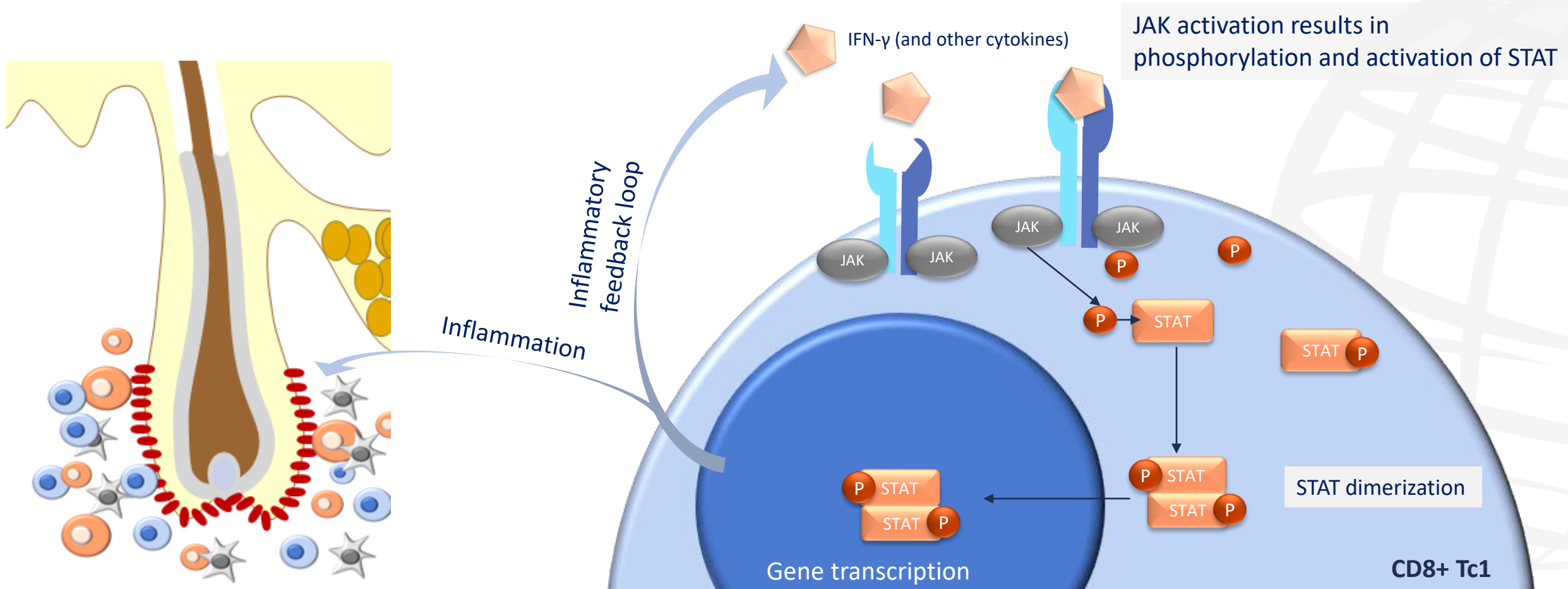
Inflamed hair follicle  
following the collapse of IP



CD, cluster of differentiation; IFN-γ, interferon-gamma; IP, immune privilege; MHC, major histocompatibility complex; MIF, macrophage migration inhibitory factor; α-MSH, alpha melanocyte-stimulating hormone; NK, natural killer; Tc1, cytotoxic T cell type 1; TGF-β1, transforming growth factor-beta 1; Th, T helper.  
1. Lintzeri DA, et al. *J Dtsch Dermatol Ges.* 2022;20:59–90; 2. Pratt CH, et al. *Nat Rev Dis Primers.* 2017;3:17011.



# JAK/STAT pathway and inflammatory feedback loop<sup>1,2</sup>

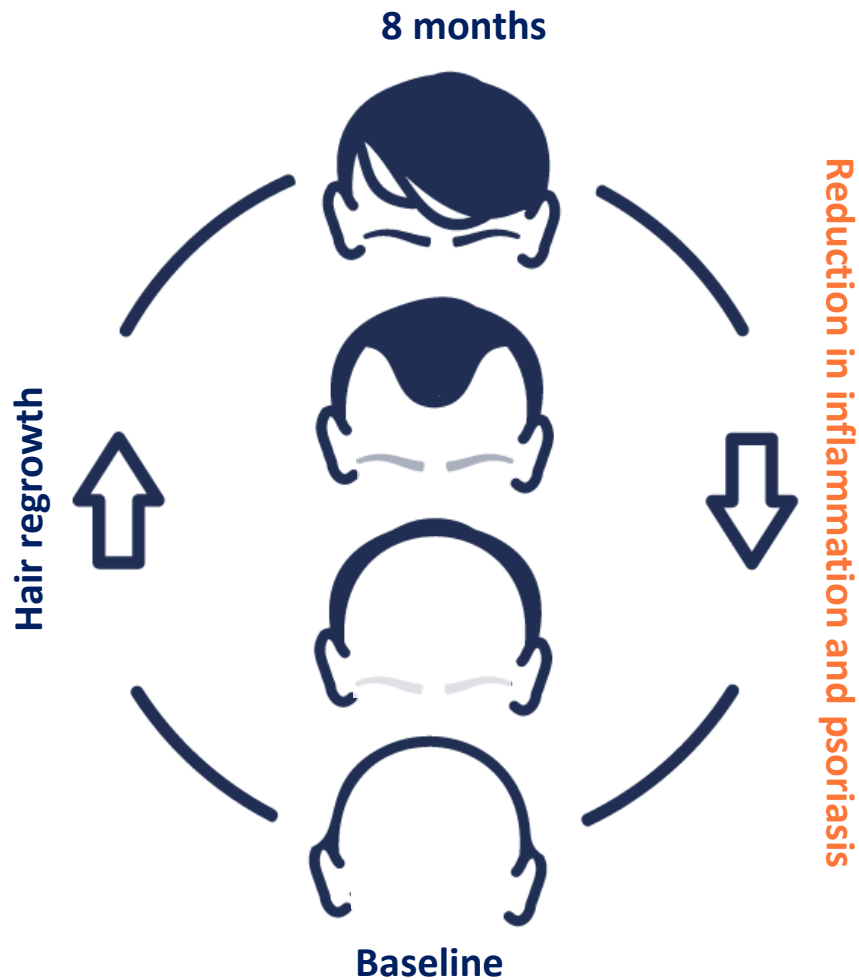


# Current treatment landscape and emerging therapies for alopecia areata: Focus on JAK inhibitors

Dr Anna Waśkiel-Burnat  
Medical University of Warsaw  
Warsaw, Poland



# Early evidence for efficacy of JAK inhibitors in alopecia areata



Overview of an early case study that provided the first evidence that a pathogenesis-based therapy could be used to manage alopecia areata

**Patient:** 25-year-old male with alopecia universalis and plaque psoriasis  
**Treatment:** Tofacitinib, 5 mg twice daily increasing to 15 mg daily (10 mg in the morning, 5 mg in the evening)  
**Results:** Reduction of psoriasis and full hair regrowth

# Phase III clinical trials of oral JAK inhibitors to treat alopecia areata

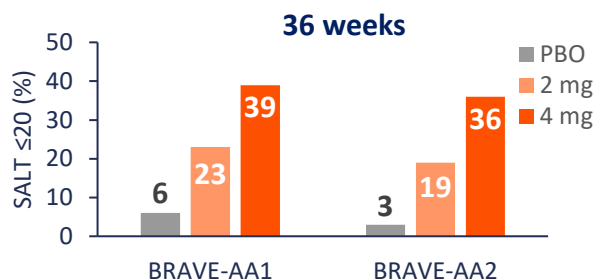
## Baricitinib<sup>1</sup>

Target: JAK1, JAK2

Adults with severe alopecia areata  
SALT score  $\geq 50$ , mean (BL)  $\approx 85$ ;  
mean disease duration  $\geq 3.5$  years

BRAVE-AA1 (N=654)

BRAVE-AA2 (N=546)



Both dose groups vs PBO,  $p < 0.001$

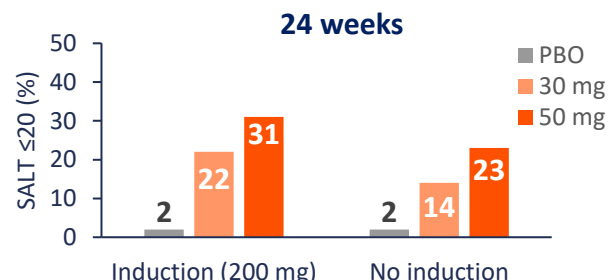
**Serious AEs:**  $< 4\%$  all treatment groups  
**Common AEs in any dose group include:**  
Acne, elevated CK, increased LDL and HDL cholesterol

## Ritlectinib (PF-06651600)<sup>2,3</sup>

Target: JAK3 and TEC family of kinases

Adults with moderate to severe alopecia areata  
SALT score  $\geq 50$

ALLEGRO-2b/3 (N=718)



Both dose groups vs PBO,  $p < 0.001$

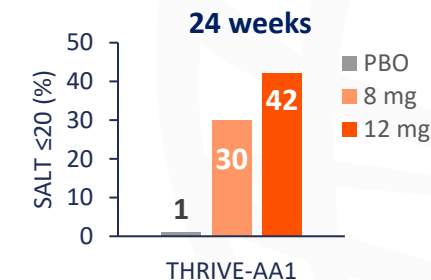
**Serious AEs:**  $< 5\%$  all treatment groups  
**Common AEs in any dose group include:**  
Acne, URTIs, nasopharyngitis, headache, diarrhoea, nausea

## Deuruxolitinib (CTP 543)<sup>4</sup>

Target: JAK1, JAK2

Adults with moderate to severe alopecia areata  
SALT score  $\geq 50$

THRIVE-AA1 (N=706)



Both dose groups vs PBO,  $p < 0.0001$

**Serious AEs:** 9/706 ( $< 2\%$ ) patients  
**Common AEs in any dose group include:**  
Headache, nasopharyngitis, URTI, elevated CK, COVID-19 and acne

AE, adverse event; BL, baseline; CK, creatine kinase; HDL, high-density lipoprotein; JAK, Janus kinase; LDL, low-density lipoprotein; PBO, placebo; SALT, Severity of Alopecia Tool; URTI, upper respiratory tract infection.

1. King B, et al. *N Engl J Med*. 2022;386:1687–99; 2. ClinicalTrials.gov. NCT03732807. Available at: [clinicaltrials.gov/ct2/show/results/NCT03732807](https://clinicaltrials.gov/ct2/show/results/NCT03732807) (accessed 7 September 2022);

3. Ramírez-Marín HA, et al. *Drug Des Devel Ther*. 2022;16:363–74; 4. King B, et al. Presented at the 31<sup>st</sup> EADV Congress, Milan 7–10 September 2022. Abstr. No. 3473.